

Universal (120V, 208V, 220V, 230V, 240V, 277V)  
 Selectable Output 39W, 50W or 70W  
 Electronic MH Ballast Specifications



INPUT SPECIFICATIONS

● Vac +/-10%	120Vac	277Vac
● Amps @ 39W	0.37A	0.17A
● Amps @ 50W	0.48A	0.21A
● Amps @ 70W	0.66A	0.29A
● Power @ 39W	44.5W	44W
● Power @ 50W	57W	56W
● Power @ 70W	79W	78W
● Frequency	50/60Hz	
● THD	<7%	
● Power Factor	>98%	

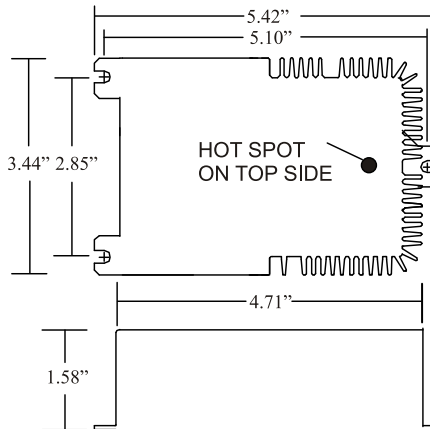
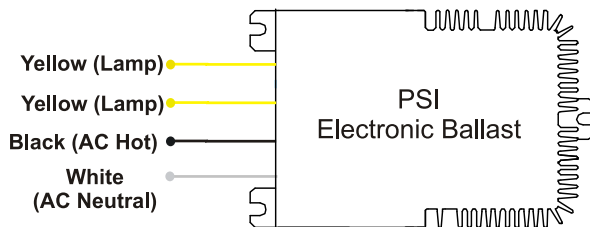
OUTPUT SPECIFICATIONS

● Output Power (Selectable)	39W, 50W, 70W +/- 2%
● Lamp Drive Frequency	150Hz +/-10%
● Lamp Current Crest Factor	<1.2
● Open Circuit Voltage	>300V Square Wave
● Ignitor Voltage @ Ballast Leads	>3.8KV
● Ignition Failure Timeout	30 Min. Shutdown
● Maximum distance from Ballast	2.5M or 10 Feet Max.
● Compatible 70W ANSI Lamp Types	M143, M98, M85, M139
● Compatible 50W ANSI Lamp Types	M110, M148
● Compatible 39W ANSI Lamp Types	M130

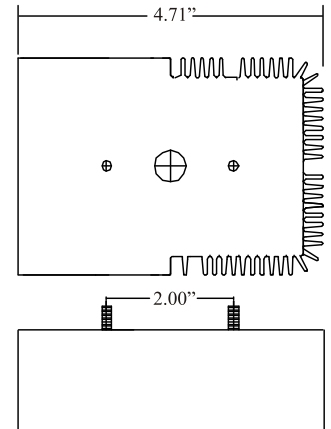
- Enclosure Overall Dimensions (Track)
- Enclosure Overall Dimensions (Stud)
- Unit Weight
- Operating Temperature
- EMI / RFI Compliance
- Sound Rating
- UL / CUL Listed

5.42" L x 3.44" W x 1.58" H  
 4.71" L x 3.44" W x 1.58" H  
 21oz. / 22oz.  
 Min. Temp -30°C - Max. Temp 90°C  
 FCC Part 18  
 Rated 'A'  
 File #E173598

Wiring Diagram



Surface Mount



'J' Box Mount

**PowerSelect Inc.**

Tel: (714) 901-3900 Fax: (714) 901-0026  
 E-mail - sales@powerselectinc.com

PSI reserves the right to modify any specifications without notice.. Revised 01-11-07