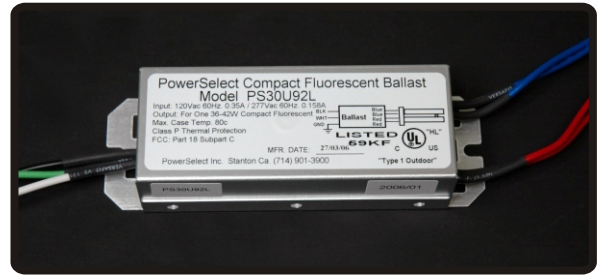
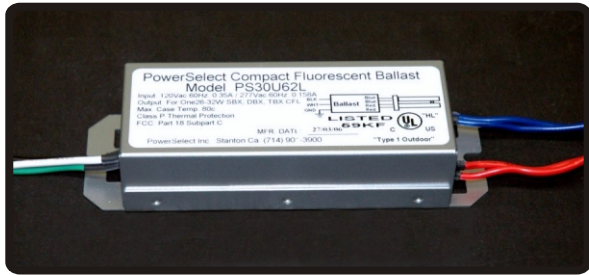


Universal Input (120Vac - 277Vac) 13W - 42W Fluorescent Specifications (Single Lamp Programmed Rapid Start)



INPUT SPECIFICATIONS

- Vac 120-277 +/-10%
- Frequency 50/60Hz
- THD <15%
- Power Factor >95%
- Transient Immunity ANSI 62.41 CAT.A

PSI Model	Input	Amps	Lamp P
● PS30U18L	120V	0.15	18W
	277V	.072	18W
● PS30U62L	120V	0.26	26W
	277V	0.10	26W
● PS30U92L	120V	0.32	42W
	277V	0.15	42W

OUTPUT SPECIFICATIONS

- Lamp Drive Frequency 52kHz Sinusoidal
- Crest Factor ANSI C82.11 <1.4
- Pre-Heat Start 1 to 1.5 seconds
- UL Class 'P' Listed Yes
- Ignition Failure Shutdown Yes
- End of Lamp Life Protection Yes

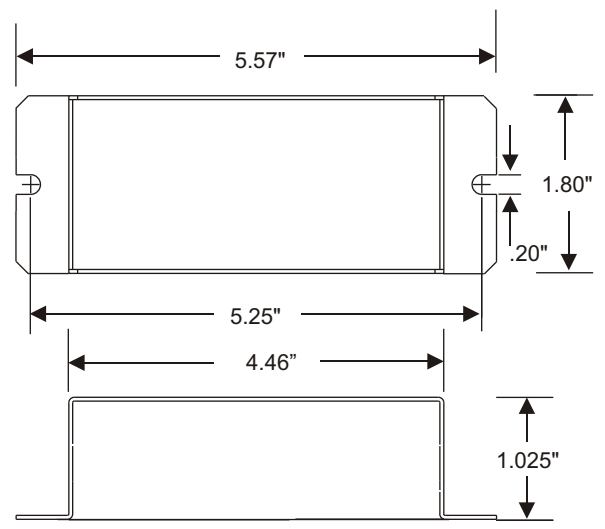
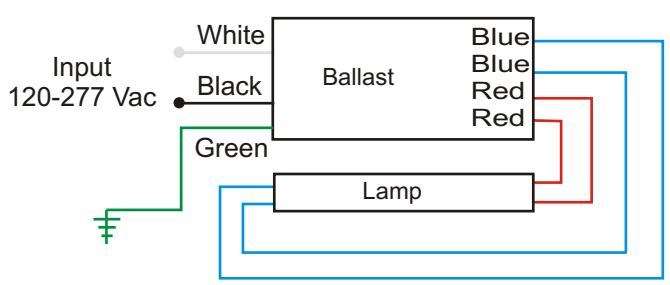
Lamp Types

- PS30U18L 13W or 18W SBX/DBX/TBX
- PS30U62L 26W or 32W DBX/TBX
- PS30U92L 32W, 36W, 39W, 42W SBX/DBX/TBX

MECHANICAL / ENVIRONMENTAL

- Suffix 'L' Enclosure Dimensions 5.57" L x 1.80" W x 1.02" H
- Unit Weight 6 oz.
- Operating Temperature Min. Temp -30°C - Max. Temp 90°C
- EMI / RFI Compliance FCC Part 18
- Sound Rating Rated 'A'
- UL / CUL Listed Class P File #E201562
- Warranty up to 5 years.
- All Wires are UL 1015 18ga. Solid, 9 inches in length.
- Chassis material is 0.040" Gray Anodized Aluminum.

Ballast Wiring Diagram



PowerSelect Inc.

PSI reserves the right to modify any specifications without notice..